

→ BICYLCE PARKHAUS EXPERIMENTA

Short Instruction


1. Get a parking ticket using the button in the middle of the ticket machine.
2. Use the opening gate for your bike and use the turnstile for yourself to get into the bike area.
3. Leave the bicycle area via the turnstile.
4. Validate your parking ticket at the terminal of the experimenta Parkhaus.

ATTENTION: The terminals are located one the floor above the bicycle area (ground floor).


5. Scan the validate parking ticket to get to the bicycle area with the card reader (on the right of the turnstile).
6. Leave the bicycle area by placing the validate parking ticket in the ticket machine (inside the bicycle area).




Step 1: ticket machine



Step 2: turnstile



Step 3: terminals



Step 4: card reader